







Indispensable accessory for stress testing, accident prevention and for the general safety of athletes: The h/p/cosmos safety arch with fall stop incl. one chest belt.

See the dimensions and minimum ceiling height, if using the safety arch at 0 % and max. elevation with the running machine.

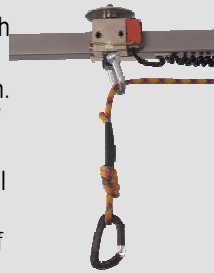
-  [Ceiling heights](#)
-  [Chest belt](#)
-  [Danger precautions](#)
-  [Printout](#) [*.pdf]


Automatic stop of the running belt in the moment a fall occurs. The chest belt secures the subject and prevents falling over to the front. The chest belt straps do not pinch or restrict the athlete.




The max. body weight is 200 kg / 441 lbs.

The chest belt is connected via harness with the emergency stop at the crossbar of the safety arch. If there is more than 8 kg / 17.6 lbs traction pulling on the harness, the switch will stop the running belt immediately. The length of the harness is individually adjustable.



 In gait therapy and exercise with children, the safety arch is absolutely indispensable.



| order numbers [* width of running surface] | |
|---|----------|
| h/p/cosmos safety arch incl. fall stop and chest belt 50 * | cos10079 |
| h/p/cosmos safety arch incl. fall stop and chest belt 65 * | cos10170 |
| h/p/cosmos safety arch incl. fall stop and chest belt 75 * | cos10171 |
| h/p/cosmos safety arch incl. fall stop and chest belt 100 * | cos10172 |
| h/p/cosmos safety arch incl. fall stop and chest belt 125 * | cos10173 |
| h/p/cosmos safety arch incl. fall stop and chest belt 150 * | cos10174 |
| h/p/cosmos safety arch incl. fall stop and chest belt 175 * | cos10175 |
| h/p/cosmos safety arch incl. fall stop and chest belt 200 * | cos10176 |